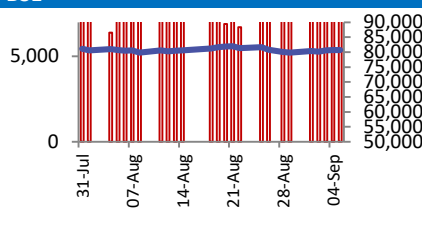
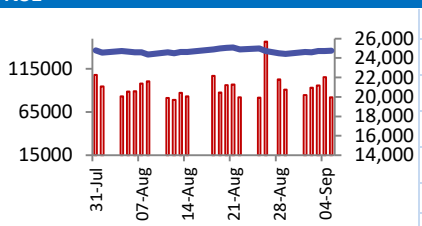


BSE		NSE																													
	<table border="1"> <tr><td>Open</td><td>81130</td></tr> <tr><td>High</td><td>81181</td></tr> <tr><td>Low</td><td>80928</td></tr> <tr><td>Close</td><td>81101</td></tr> <tr><td>Change</td><td>314</td></tr> <tr><td>Volume (Lacs)</td><td>7069</td></tr> <tr><td>Turnover (Rs.inCr)</td><td>8483</td></tr> </table>	Open	81130	High	81181	Low	80928	Close	81101	Change	314	Volume (Lacs)	7069	Turnover (Rs.inCr)	8483		<table border="1"> <tr><td>Open</td><td>24864</td></tr> <tr><td>High</td><td>24892</td></tr> <tr><td>Low</td><td>24814</td></tr> <tr><td>Close</td><td>24869</td></tr> <tr><td>Change</td><td>95</td></tr> <tr><td>Volume(Lacs)</td><td>35397</td></tr> <tr><td>Turnover(Rs.in Cr)</td><td>79909</td></tr> </table>	Open	24864	High	24892	Low	24814	Close	24869	Change	95	Volume(Lacs)	35397	Turnover(Rs.in Cr)	79909
Open	81130																														
High	81181																														
Low	80928																														
Close	81101																														
Change	314																														
Volume (Lacs)	7069																														
Turnover (Rs.inCr)	8483																														
Open	24864																														
High	24892																														
Low	24814																														
Close	24869																														
Change	95																														
Volume(Lacs)	35397																														
Turnover(Rs.in Cr)	79909																														

World Markets	Current	Previous	Pt. Chg	Var(%)
Dow	45711	45515	196	0.43%
Dow Futures	45702	45757	(55)	-0.12%
Nasdaq	21879	21799	81	0.37%
FTSE	9243	9221	21	0.23%
Nikkei	43684	43459	225	0.52%
Hang Seng	26137	25938	199	0.77%
Gift Nifty	25021	24951	71	0.28%
Straits Singapore	4341	4298	43	1.01%
South Korea	3307	3260	47	1.44%
Taiwan	25211	24855	356	1.43%
Shanghai	3795	3807	(12)	-0.31%

Commodity Prices	Current	Previous	Pt. Chg	Var(%)
Copper (\$/MT)	9914	9915	(1)	0.0%
Alumin (\$/MT)	2623	2618	5	0.2%
Zinc (\$/MT)	2856	2877	(21)	-0.7%
Brent Crude (\$/bbl)	67	66	1	0.8%
Gold (\$/Ounce)	3636	3627	10	0.3%
Silver (\$/Ounce)	41	41	0	0.3%
Light Crude (\$/bbl)	63	63	1	0.8%
N G (\$/mmbtu)	3	3	(0)	-0.7%
Sugar (\$/MT)	464	458	6	1.2%
Rubber (Rs./kg)	191	192	(1)	-0.3%
Baltic Dry Index	2079	2019	60	3.0%

Currency Exchange Rate	Current	Previous	Var(%)
Rs./\$ rate	88.12	88.26	-0.17%
Rs./ Euro	103.69	103.16	0.51%
Rs./Chinese Yuan	12.37	12.37	-0.03%
Yen /\$ rate	147.31	147.41	-0.07%
\$ US/Euro	1.17	1.17	-0.01%

Dollar Index	Current	Previous	Var(%)
Dollar Index	97.78	97.79	-0.01%

Support/ Resistance Levels for Today		
	Nifty	Bank Nifty Fut
Support 1	24800	54240
Support 2	24740	54000
Resistance	24940	54700

Securities in Ban For Trade
RBLBANK

### Market Review

**US:** US stocks closed higher on Tuesday, with all three major indices hitting record highs despite signs of a slowing economy.

**Asia:** Asian stocks climbed on Wednesday, led by South Korea and Hong Kong tracking Wall Street's record close, while Japanese shares hovered near historic highs amid political unrest following Prime Minister Shigeru Ishiba's resignation.

**India:** The benchmark equity indices ended higher on Tuesday, led by the share price of Infosys Ltd. Both the indices closed 0.39% higher. **Market is expected to open on a positive note and likely to witness positive move during the day.**

**Global economy:** U.S. President Trump has urged European Union officials to levy tariffs of up to 100% on China and India as part of a strategy to pressure Russian President Vladimir Putin, citing a U.S. official and an EU diplomat. Trump made the request during a conference call with EU sanctions envoy David O'Sullivan and other officials, Washington signaled it would impose similar duties if Brussels joined the effort, Both China and India are major buyers of Russian crude and remain key to keeping Moscow's economy afloat as the war in Ukraine drags on. The EU has so far favored sanctions over tariffs in its approach to Russia.

China's producer deflation eased in August, suggesting Beijing's efforts to rein in excessive competition and price cuts in key industrial sectors were starting to bear fruit, though analysts say manufacturers remain some way off from a reflationary cycle. The producer price index dropped 2.9% YoY in August, narrowing from a 3.6% decline the previous month. Economists polled by Reuters had projected a 2.9% fall. Effects of anti-involution that started in June-July are starting to be felt.

**Commodities:** Oil prices rose on Wednesday after Israel attacked Hamas leadership in Qatar and U.S. President Donald Trump asked Europe to impose tariffs on buyers of Russian oil, but a weak market outlook capped gains.

Gold prices were flat on Wednesday, as investors awaited key inflation reports due later this week, while expectations of a U.S. interest rate cut this month helped keep bullion above the critical \$3,600-per-ounce level.

**Currency:** The U.S. dollar was steady on Wednesday, holding onto overnight gains as traders braced for crucial inflation reports this week that could help define the size and scope of interest rate cuts from the Federal Reserve for next week and beyond.

FII Derivative Transactions (Rs. Cr)

Contracts	Purchase		Sell		Net Value	Open Interest (OI)		OI (Previous day)		Change	
	Contract	Value	Contract	Value		Contract	Value	Contract	Value	Contract	Value
Index Future	8300	1554	6790	1274	280	229886	42990	227746	42503	2140	487
Index Option	12025798	2241315	12051836	2246814	(5499)	1235358	230898	2226341	414294	(990983)	(183396)
Stock Future	190195	12876	190454	13127	(251)	5462235	381611	5463032	380635	(797)	976
Stock Option	240564	17025	239085	16869	156	346130	23992	337621	23250	8509	742
<b>Total</b>	<b>12464857</b>	<b>2272770</b>	<b>12488165</b>	<b>2278084</b>	<b>(5314)</b>	<b>7273609</b>	<b>679491</b>	<b>8254740</b>	<b>860682</b>	<b>(981131)</b>	<b>(181191)</b>

FII All Activity-BBG (Rs Cr)	Buy	Sell	Net
29-Aug-25	12502	21485	(8983)
1-Sep-25	10827	12479	(1652)
2-Sep-25	10045	10982	(937)
3-Sep-25	12336	13020	(685)
4-Sep-25	23473	23649	(176)
<b>Month to date- Sep</b>	<b>56681</b>	<b>60131</b>	<b>(3450)</b>
FII (Prov.) (Rs Cr)	Buy	Sell	Net
3-Sep-25	10784	12451	(1666)
4-Sep-25	12263	12369	(106)
5-Sep-25	8096	9401	(1305)
8-Sep-25	8229	10399	(2170)
9-Sep-25	11897	9846	2050
<b>Month to date-Sep</b>	<b>69748</b>	<b>75535</b>	<b>(5787)</b>
DII (Prov.) (Rs. Cr)	Buy	Sell	Net
3-Sep-25	14835	12339	2495
4-Sep-25	16588	14355	2233
5-Sep-25	10633	8812	1821
8-Sep-25	11081	8066	3014
9-Sep-25	10423	10340	83
<b>Month to date-Sep</b>	<b>89778</b>	<b>73237</b>	<b>16541</b>
FII Debt - BBG (Rs. Cr)	Buy	Sell	Net
29-Aug-25	6417	5171	1246
1-Sep-25	1103	1245	(142)
2-Sep-25	5291	3086	2205
3-Sep-25	2335	2110	225
4-Sep-25	3488	5138	(1650)
<b>Month to date- Sep</b>	<b>12217</b>	<b>11579</b>	<b>638</b>

Market Breadth	BSE		NSE	
	No.	%	No.	%
Advance	1918	45%	1411	46%
Decline	2211	52%	1569	51%
Unchanged	152	4%	78	3%

Market Turnover	09-Sep	08-Sep	Var (%)
BSE Cash	13116	14591	-10%
NSE Cash	81938	105477	-22%
NSE Futures	64351	81571	-21%
NSE Options	51099832	26400178	94%
Total (Rs.Cr)	51259237	26601818	93%

Volatility Index	09-Sep	08-Sep
Volatility Index	10.69	10.84

Index PE - TTM	09-Sep	Yr. High	Yr. Low
Sensex	22.4	25.2	20.3
Nifty	21.9	24.4	19.6

Corporate News

**Sri Lotus Developers to redevelop ultra-luxury project in Mumbai's Bandra west**

Sri Lotus Developers has been appointed as the developer for a prestigious redevelopment project in Bandra West, Mumbai. The project is located in the heart of the city, near the iconic Bandstand Promenade. (CNBC)

**Sterling and Wilson bags ₹415 cr LoA for 300 MW solar project in Rajasthan**

SWREL said it has secured a Letter of Award (LoA) worth about ₹415 cr from a leading private independent power producer. The contract is for a balance-of-system Engineering, Procurement and Construction (EPC) package, covering the development of a 300 MW solar power project (AC 300 MW / DC 420 MWp) and a 220/33 kV pooling substation in Rajasthan. (CNBC)

**Godrej Properties loses majority of ₹1,366 cr claims by GoldBricks in arbitration**

Godrej Properties Limited disclosed that the final arbitration award in its dispute with GoldBricks Infrastructure Private Limited over the Anandam project in Nagpur has been passed, with most claims by GoldBricks being rejected. (NDTV)

Economy

**Maharashtra govt disburses Rs 1,892.61 cr for 91.65 lakh farmers under Nammo Shetkari Yojana**

The Maharashtra government has disbursed ₹1,892.61 cr to 91.65 lakh farmers under the Nammo Shetkari Mahasamman Nidhi Yojana's seventh installment. CM Devendra Fadnavis marked the occasion at Mantralaya, with other key officials present. (ET)

**EU oks 102 more marine product units from India**

European Union has approved 102 more marine product units from India. This will help India increase seafood exports to the EU by 20%. The total number of listed Indian marine units now stands at 604. This development occurs as India diversifies its shrimp exports. Shrimp exports have been affected by high tariffs imposed by the US. (ET)

International

**Toyota to consolidate Lexus production sites in US**

Toyota Motor will consolidate production of its luxury Lexus brand cars in the United States into a single location from two in the face of high tariffs imposed by the Trump administration. The move is aimed at strengthening U.S. production of petrol-electric hybrid vehicles while shifting some production of high-end Lexus cars to Japan. (Invst)

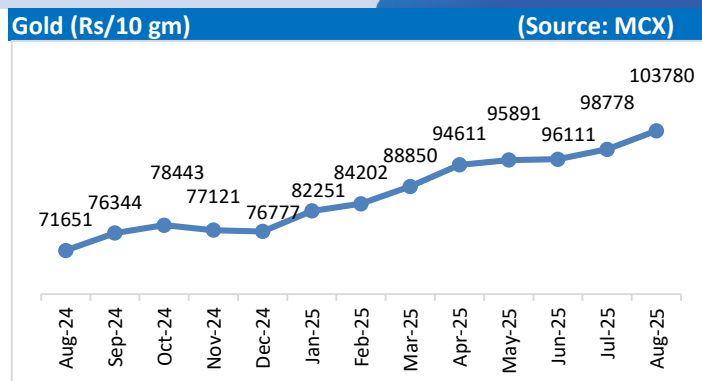
Top 5 Nifty Gainers	09-Sep	08-Sep	Var(%)
INFY	1504	1433	5.0%
DRREDDY	1291	1251	3.3%
WIPRO	249	243	2.7%
TECHM	1498	1461	2.6%
ADANIPTS	1381	1348	2.4%
Top 5 Nifty Losers	09-Sep	08-Sep	Var(%)
TRENT	5219	5316	-1.8%
ETERNAL	326	330	-1.2%
JIOFIN	308	311	-1.0%
NTPC	324	327	-0.8%
TITAN	3630	3658	-0.8%

BSE Index Watch	Last	1 day	1 wk	1 mth	1 yr
SENSEX	81101	0.4%	1.2%	1.6%	-1.0%
MIDCAP	45698	0.2%	0.4%	2.5%	-6.0%
SMLCAP	53026	0.2%	0.9%	2.8%	-6.1%
AUTO	60640	-0.1%	5.8%	15.6%	5.1%
BANKEK	60588	0.1%	0.9%	-0.9%	4.3%
Capital Goods	67105	0.0%	2.6%	0.5%	-6.2%
FMCG	20781	0.5%	-0.4%	2.9%	-11.8%
Health Care	44424	0.7%	1.6%	2.9%	1.3%
IT	34708	2.8%	-0.8%	2.6%	-19.7%
METAL	32326	0.1%	3.7%	6.1%	3.8%
Oil & Gas	25835	-0.3%	-1.0%	-0.7%	-16.8%
Power	6548	-0.1%	-1.0%	-0.4%	-19.1%
Realty	6791	-0.3%	-1.3%	0.0%	-16.3%

Margin Trading Disclosure (Rs. In Cr)	Last	1 day	1 wk	1 mth	3 mth
Op. Scripwise Outstanding	95144	0.4%	21.1%	4.3%	17.6%
Fresh Exposure	5758	3.0%	11.3%	0.4%	-28.5%
Exposure liquidated	5044	-1.4%	-6.3%	0.4%	-36.8%
Closing Net scripwise outstanding	95858	0.7%	22.4%	4.3%	18.4%

NSE USD Futures	09-Sep	08-Sep	Var (%)
Sept Expiry (Rs./\$)	86.29	86.29	0.0%
Sept Expiry (Rs./\$)	85.80	85.80	0.0%
Total Turnover (Rs. Crore)	1824	4212	-57%

Sectors	TTM PE
Auto	33.68
Auto Ancillary	42.55
Banking	13.87
Engineering	46.59
Cement	69.48
Diamonds & Jewellery	41.56
Housing Finance	23.49
Infrastructure & Const	26
Metals-Aluminium	28.31
Metal – Steel	17.87
Oil Expl.	7.44
Pharma	10.06
Power – Gen. Supp.	39.02
Information Tech.	28.68
Sugar	17.6
Telecom Serv. Prov.	37.43
Tyres	33.3



10 year G-Sec Yield	Current	Previous	Change
US	4.08%	4.09%	(1) bps
Japan	1.58%	1.57%	0 bps
India	6.49%	6.47%	3 bps
UK	4.62%	4.61%	2 bps
Libor 3 Mths	4.85%	4.85%	(0) bps

Indian Eco Data	Current	Previous	Var(%)
Forex Reserve (US\$ in bn)	602	694	-13.3%
Inflation - WPI	-0.58%	-0.13%	(45) bps
Inflation - CPI	1.55%	2.10%	(55) bps

India GDP	Q3FY25	Q2FY25	Var (%)
Growth	7.81%	7.38%	43 bps

Monetary Policy	Current	Previous	Change
Repo Rate	5.50%	5.50%	0 bps
Reverse Repo Rate	3.35%	3.35%	0 bps
CRR	3.00%	4.00%	(100) bps
O/S Banking System Liquidity (Rs bn)	2608	3038	(429.8)

IIP Growth %	Jul-25	Jul-24	Apr-July
IIP	3.5	5.0	2.4
Capital Goods	5.0	11.7	8.8
Mining	5.4	4.7	3.9
Manufacturing	0.6	7.9	-0.9
Electricity	-7.2	3.8	-4.1

ADR Price Movement

Company	Price (US\$)	Volume	Previous Day Price	Volume	Variance (%)	No. of Share Per ADR	ADR Price (Rs.)	BSE Price	Variance (%)
Infosys Tech	17.01	14880286	16.79	25548179	1.31%	1	1498.84	1504.30	-0.4%
Wipro	2.77	4141888	2.75	5632568	0.73%	1	244.08	249.15	-2.0%
Dr.Reddy's	14.58	679629	14.26	663073	2.24%	1	1284.72	1291.30	-0.5%
ICICI Bank	31.80	4173170	31.86	4556498	-0.19%	2	1401.03	1403.70	-0.2%
HDFC Bank	35.00	3368696	35.38	1950633	-1.07%	3	1028.01	965.15	6.5%

GDR's (US\$)

	Prices	Prev. Close	Change	Var %
L&T	40.25	40.30	(0.0)	-0.1%
RIL	62.10	62.30	(0.2)	-0.3%
SBI	92.20	92.30	(0.1)	-0.1%

US Economy Data	Current	Previous
Inflation (%) (YoY)	2.70%	2.70%
Unemployment (%)	4.20%	4.10%

Interest Rate (%)	Current	Previous
Fed Rate	4.50%	4.50%

US GDP	Q2CY25	Q1CY25
Growth (QoQ Annualized)	3.30%	-0.50%

China Economy Data	Current	Previous
GDP	5.20%	5.40%
Inflation - CPI (%)	-0.40%	0.00%

Economic Calendar

Economic Calendar	Date
Indian GDP Data	28 Nov
Indian Inflation Data CPI	12 Sep
Indian Inflation Data WPI	15 Sep
Indian Monetary Policy	01 Oct
India's Industrial Production (IIP)	26 Sep
US Inflation Data	11 Sep
US GDP	25 Sep
US Unemployment Data	05 Sep
US Fed Rate	17 Sep
China GDP	20 Oct
China Inflation Data	To be announced

Event Update

Name	Date	Purpose
Astra Microwave Products Ltd.	10/09/25	Rs.2.20 per share(110%)Final Dividend
Campus Activewear Ltd.	10/09/25	Rs.0.30 per share(6%)Final Dividend
Credo Brands Marketing Ltd.	10/09/25	Rs.3.00 per share(150%)Final Dividend
Force Motors Ltd.	10/09/25	Rs.40.00 per share(400%)Dividend
Gujarat State Petronet Ltd.	10/09/25	Rs.5.00 per share(50%)Final Dividend
Indobell Insulations Ltd.	10/09/25	Rs.2.00 per share(20%)Final Dividend
Kitex Garments Ltd.	10/09/25	Rs.0.50 per share(50%)Final Dividend
Macpower CNC Machines Ltd.	10/09/25	Dividend
PNB Gilts Ltd.	10/09/25	Rs.1.00 per share(10%)Final Dividend
Sandur Manganese & Iron Ores Ltd.	10/09/25	Rs.1.25 per share(12.5%)Final Dividend
Sigma Solve Ltd.	10/09/25	Rs.0.50 per share(5%)Final Dividend
Capri Global Capital Ltd.	11/09/25	Rs.0.20 per share(20%)Final Dividend
Century Plyboards (India) Ltd.	11/09/25	Rs.1.00 per share(100%)Final Dividend
Datamatics Global Services Ltd.	11/09/25	Rs.5.00 per share(100%)Final Dividend
Golkunda Diamonds & Jewellery Ltd.	11/09/25	Rs.1.50 per share(15%)Final Dividend
Gulshan Polyols Ltd.	11/09/25	Rs.0.30 per share(30%)Final Dividend
Investment & Precision Castings Ltd.	11/09/25	Rs.0.50 per share(5%)Final Dividend
Ircon International Ltd.	11/09/25	Rs.1.00 per share(50%)Final Dividend
Lakshmi Engineering And Warehousing Ltd.	11/09/25	Rs.10.00 per share(10%)Dividend
Nirlon Ltd.	11/09/25	Rs.11.00 per share(110%)Final Dividend
Patanjali Foods Ltd.	11/09/25	Bonus issue
Pondy Oxides & Chemicals Ltd.	11/09/25	Rs.3.50 per share(70%)Final Dividend
Silicon Rental Solutions Ltd.	11/09/25	Rs.1.00 per share(10%)Final Dividend
Somany Ceramics Ltd.	11/09/25	Rs.3.00 per share(150%)Final Dividend
Subros Ltd.	11/09/25	Rs.2.60 per share(130%)Final Dividend
Tamil Nadu Newsprint & Papers Ltd.	11/09/25	Rs.3.00 per share(30%)Final Dividend
TV Today Network Ltd.	11/09/25	Rs.3.00 per share(60%)Final Dividend
Valiant Communications Ltd.	11/09/25	Rs.1.50 per share(15%)Dividend
ABC India Ltd.	12/09/25	Rs.0.50 per share(5%)Final Dividend
Advait Energy Transitions Ltd.	12/09/25	Rs.1.75 per share(17.5%)Final Dividend
Amines & Plasticizers Ltd.	12/09/25	Rs.0.50 per share(25%)Final Dividend
Artefact Projects Ltd.	12/09/25	Rs.0.50 per share(5%)Dividend
Basant Agro Tech (India) Ltd.	12/09/25	Rs.0.05 per share(5%)Dividend
Bhansali Engineering Polymers Ltd.	12/09/25	Rs.1.00 per share(100%)Final Dividend
Bharat Rasayan Ltd.	12/09/25	Rs.1.50 per share(15%)Final Dividend
Birla Precision Technologies Ltd.	12/09/25	Rs.0.05 per share(2.5%)Final Dividend
Caplin Point Laboratories Ltd.	12/09/25	Rs.3.00 per share(150%)Final Dividend
Cindrella Hotels Ltd.	12/09/25	Rs.1.00 per share(10%)Final Dividend
Dhanalaxmi Roto Spinners Ltd.	12/09/25	Rs.1.50 per share(15%)Final Dividend
Dutron Polymers Ltd.	12/09/25	Rs.1.50 per share(15%)Final Dividend
Everest Industries Ltd.	12/09/25	Rs.2.50 per share(25%)Final Dividend
Fischer Medical Ventures Ltd.	12/09/25	Stock Split from Rs.10/- to Re.1/-
Garden Reach Shipbuilders & Engineers Ltd.	12/09/25	Rs.4.90 per share(49%)Final Dividend
Gujarat Industries Power Company Ltd.	12/09/25	Rs.4.09 per share(40.9%)Final Dividend
HBL Engineering Ltd.	12/09/25	Rs.1.00 per share(100%)Final Dividend
IL&FS Investment Managers Ltd.	12/09/25	Rs.0.28 per share(14%)Final Dividend
India Power Corporation Ltd.	12/09/25	Dividend
Interiors & More Ltd.	12/09/25	Final Dividend
Jagsonpal Pharmaceuticals Ltd.	12/09/25	Rs.2.50 per share(125%)Final Dividend
Jaysynth Orgochem Ltd.	12/09/25	Rs.0.05 per share(5%)Final Dividend
JTL Industries Ltd	12/09/25	Rs.0.1250 per share(12.5%)Final Dividend
Kajaria Ceramics Ltd.	12/09/25	Rs.4.00 per share(400%)Final Dividend
KP Energy Ltd.	12/09/25	Rs.0.10 per share(2%)Final Dividend
KP Green Engineering Ltd.	12/09/25	Rs.0.20 per share(4%)Final Dividend
KPI Green Energy Ltd.	12/09/25	Rs.0.20 per share(4%)Final Dividend
Krishanveer Forge Ltd.	12/09/25	Rs.2.50 per share(25%)Final Dividend

**Bulk Deal As On 09/09/25**

BSE					
Security Code	Security Name	Client Name	Deal	Quantity	Price
544500	ABRIL	B N RATHI SECURITIES LIMITED	S	40000	47.6
544500	ABRIL	B N RATHI SECURITIES LIMITED	B	4000	44.65
512301	CHMBBRW	JAIN SATISH SAGARMAL	S	50000	21.76
512301	CHMBBRW	MAHENDRAKUMAR S JAIN	S	50000	21.76
512301	CHMBBRW	MANSI SHARE AND STOCK BROKING PRIVATE LIMITED	B	100000	21.76
543651	DAPS	MAYURI SHRIPAL VORA	S	40000	21.22
539770	DARJEELING	BHASKARA HARINATH PREETHAM	B	17700	55.25
539770	DARJEELING	VANDANA AGARWALA	B	51000	55.06
521216	DHANROTO	FIRST AMONG EQUALS	B	45000	109.53
540190	FRANKLININD	PARNIT VENTURES PRIVATE LIMITED	S	4577831	0.89
540190	FRANKLININD	PARNIT VENTURES PRIVATE LIMITED	B	3077831	0.89
544504	GOELCONS	AVANEESH TRADING PRIVATE LIMITED	B	100000	313.2
544504	GOELCONS	MONA LAROIA	B	98400	305.42
544504	GOELCONS	PARIJATA TRADING PRIVATE LIMITED	B	90000	302.5
544504	GOELCONS	YUGA STOCKS AND COMMODITIES PRIVATE LIMITED	B	82000	317.31
524238	GUJJNJEJ	PATEL SHIVLAL KUBERBHAI	S	150000	20.1
524238	GUJJNJEJ	RADADIYA CHINTANBHAI ANILBHAI	B	200000	20.1
513361	ISWL	LLOYDS ENTERPRISES LIMITED	B	3663950	11.39
513361	ISWL	SAURABH JAIN	S	6068247	11.39
538794	JETSOLAR	BIPINBHAI DEVABHAI RAVAL	B	132000	17.07
538794	JETSOLAR	SEEMA RAGHUNATH AGGARWAL	S	244000	17.07
505750	JOSTS	SHAH SHARAD KANAYALAL	S	99227	318.93
537707	LADDU	CHIRAG HASMUKH SACHDEV	B	1935000	2.56
537707	LADDU	KAMLESHKUMAR JAGDISHBHAI PATEL	S	1093200	2.58
537707	LADDU	KISHANKAMLESHKUMARPATEL	S	784089	2.58
537707	LADDU	NARESHKUMAR MOHANLAL PATEL	B	898000	2.48
537707	LADDU	SHAILESH DHAMELIYA	S	2075929	2.53
537707	LADDU	SHAILESH DHAMELIYA	B	2570513	2.48
537707	LADDU	TULASI MEENA	S	1150000	2.57
511000	MADHUSE	ANKITGERA	S	125497	21
511000	MADHUSE	ZAINAL KHAN	S	72678	21
532850	MICEL	IRAGE BROKING SERVICES LLP	S	287751	74.18
532850	MICEL	IRAGE BROKING SERVICES LLP	B	1244115	73.92
526251	MIDEASTP	BRIJESH D PATEL HUF	B	41000	23.77
526251	MIDEASTP	JYOTI K SHAH	S	40232	23.76
541337	MILEFUR	FAIJAL GAFARBHAI KHATRI	B	60000	12.85
541337	MILEFUR	NEO APEX VENTURE LLP	S	48000	12.85
543637	PACE	SAHAJ TRADING AGENCY	S	112800	22.25
543798	PATRON	DHRUMIL RAKESH PATEL	B	468000	6.1
543798	PATRON	NARENDRAKUMAR GANGARAMDAS PATEL	S	700000	6.15
543798	PATRON	RAKESHBHAI RAMESHBHAI PATEL	B	204000	6.34
543540	PGCRL	AKARSHIKA TRADERS LLP	B	38400	154.89
543540	PGCRL	JUPITER CITY DEVELOPERS (INDIA) LIMITED	S	18000	157.65
539636	PRECAM	IRAGE BROKING SERVICES LLP	S	763259	251.99
539636	PRECAM	IRAGE BROKING SERVICES LLP	B	584832	246.82
539636	PRECAM	QE SECURITIES LLP	S	524656	248.09
539636	PRECAM	QE SECURITIES LLP	B	519182	248
536659	PVVINFRA	VARANGA PROPERTIES PRIVATE LIMITED	S	310269	7.21
536659	PVVINFRA	VARANGA PROPERTIES PRIVATE LIMITED	B	315530	7.28
538452	QUASAR	KAMLESH NAVINCHANDRA SHAH	S	2849999	0.38
538452	QUASAR	KAMLESH NAVINCHANDRA SHAH	B	2849999	0.38
538452	QUASAR	TECHNOCRAVES SOLUTIONS PRIVATE LIMITED	S	5391000	0.38

539561	REMLIFE	COMFORT ADVERTISING PVT LTD	S	5000000	1.44
539519	SATTVASUKU	L7 HITECH PRIVATE LIMITED	B	3040000	0.75
540259	SHANGAR	PRAS INVESTMENT PRIVATE LIMITED	S	4206804	0.36
543924	SONALIS	SHYAMA SHAHI	S	30000	63.11
531205	SPRIGHT	NEO APEX VENTURE LLP	S	6000000	1.38
531205	SPRIGHT	NEO APEX VENTURE LLP	B	6000000	1.39
531205	SPRIGHT	PARMAR CHANDUBHAI	S	9563512	1.39
530217	SWOJAS	DEALMONEY COMMODITIES PRIVATE LIMITED	B	250000	19.9
530217	SWOJAS	JIGNA MUKESH SHAH	S	275000	19.5
530217	SWOJAS	JYOTI KHANDELWAL	S	325209	19.9
530217	SWOJAS	MANSI SHARE AND STOCK BROKING PRIVATE LIMITED	B	275000	19.5
521005	TITANIN	APPLE EQUIFIN PVT LTD	S	1975000	2.59
521005	TITANIN	NEO APEX SHARE BROKING SERVICES LLP	S	1628246	2.69
538610	UNISON	NATVARSIKH TAKHUJI CHAVDA	B	225000	21.84
538610	UNISON	NIMIT JAYENDRA SHAH	S	207989	21.81
511523	VEERHEALTH	DARSHI ATULKUMAR SHAH	S	120000	19.35
511523	VEERHEALTH	GIRABEN ATULBHAI SHAH	S	130000	19.4
511523	VEERHEALTH	VENKATESH PRASHANTH	B	250000	19.5
511523	VEERHEALTH	VIKRAMKUMAR KARANRAJ SAKARIA HUF	S	291637	19.48
511523	VEERHEALTH	VIKRAMKUMAR KARANRAJ SAKARIA HUF	B	251017	19.37
524661	WELCURE	GOVINDSINGH BHAVNATHSINGH RAJBHAR	S	4283083	10.34
524661	WELCURE	MANDAKINIBEN PRADYUMANBHAI PATEL	B	1992202	10.51
524661	WELCURE	MANISH RAJPUT	S	1150454	10.31
524661	WELCURE	MOHAN SINGH SENGAR	S	707506	10.52
524661	WELCURE	NEO APEX SHARE BROKING SERVICES LLP	S	600000	10.52
524661	WELCURE	VAGHANI VIRAJ	B	1600000	10.52
543436	WITS	MMD SECURITIES PVT LTD	S	2400	208.35
503641	ZODIACVEN	AKSHAY PALIWAL	S	700000	4.92
503641	ZODIACVEN	AKSHAY PALIWAL	B	700000	4.83
503641	ZODIACVEN	ANKITA VISHAL SHAH	S	511000	5.51
503641	ZODIACVEN	ARCHANA WADHWA	S	520901	5.09
503641	ZODIACVEN	F3 ADVISORS PRIVATE LIMITED	S	450012	4.83
503641	ZODIACVEN	F3 ADVISORS PRIVATE LIMITED	B	300012	4.83
503641	ZODIACVEN	GURVINDER SINGH	S	597240	5.38
503641	ZODIACVEN	GURVINDER SINGH	B	597240	5.47
503641	ZODIACVEN	ISHAAN TRADEFIN LLP	S	630000	5.01
503641	ZODIACVEN	ISHAAN TRADEFIN LLP	B	830000	4.9
503641	ZODIACVEN	MANSI SHARE AND STOCK BROKING PRIVATE LIMITED	S	5	4.83
503641	ZODIACVEN	MANSI SHARE AND STOCK BROKING PRIVATE LIMITED	B	500001	4.83
503641	ZODIACVEN	NEO APEX SHARE BROKING SERVICES LLP	S	536650	4.83
503641	ZODIACVEN	NEO APEX SHARE BROKING SERVICES LLP	B	800000	4.88
503641	ZODIACVEN	NEO APEX VENTURE LLP	S	1866480	4.94
503641	ZODIACVEN	NEO APEX VENTURE LLP	B	1208	4.83
503641	ZODIACVEN	PREMILA ASHWIN DOSHI	B	930000	4.83
503641	ZODIACVEN	RAVINDRA HASTIMAL SAKARIYA	S	1430300	4.83
503641	ZODIACVEN	SAROJDEVI P GUPTA	S	595341	5.12
503641	ZODIACVEN	SAROJDEVI P GUPTA	B	80521	4.96
503641	ZODIACVEN	SYLPH TECHNOLOGIES LIMITED	S	2696607	5.36
503641	ZODIACVEN	SYLPH TECHNOLOGIES LIMITED	B	2696607	5.16
503641	ZODIACVEN	UNIQUE SOLUTIONS	S	720000	4.83
503641	ZODIACVEN	VEER RAVINDRA SAKARIYA	S	724600	4.83

NSE

Security Code	Security Name	Client Name	Deal	Quantity	Price
AMANTA	Amanta Healthcare Limited	NAVRATRI SHARE TRADING PRIVATE LIMITED .	BUY	268602	137.07
APOLLOHOSP	Apollo Hospitals Ltd	GOLDMAN SACHS (SINGAPORE) PTE - ODI	SELL	43031	7786.5
APOLLOHOSP	Apollo Hospitals Ltd	GOLDMAN SACHS BANK EUROPE SE - ODI	BUY	43031	7786.5
BBTCL	B&B Triplewall Cont Ltd	ALKA GUPTA	BUY	117000	204
BBTCL	B&B Triplewall Cont Ltd	SHIVANK KEDIA ( HUF)	SELL	150000	204
BHADORA	Bhadora Industries Ltd	AMIT R AGARWAL	BUY	98400	101.29
BHARATFORG	Bharat Forge Ltd	GOLDMAN SACHS (SINGAPORE) PTE - ODI	SELL	455437	1202.8
BHARATFORG	Bharat Forge Ltd	GOLDMAN SACHS BANK EUROPE SE - ODI	BUY	455437	1202.8
CLASSICEIL	Classic Electrode (Ind) L	MINT FOCUSED GROWTH FUND PCC- CELL 1	BUY	96000	85.82
DHARIWAL	Dhariwalcorp Limited	NIRMALKUMAR JAIN	SELL	80400	180.01
DHARIWAL	Dhariwalcorp Limited	YAGNIK BHARATKUMAR TANK	BUY	112800	180.23
DRREDDY	Dr. Reddys Lab Ltd	KAPITALFORENINGEN INVESTIN PRO	BUY	581268	1250.6
DRREDDY	Dr. Reddys Lab Ltd	KAPITALFORENINGEN PENSAM INVEST	SELL	581268	1250.6
ETERNAL	ETERNAL LIMITED	GOLDMAN SACHS (SINGAPORE) PTE - ODI	SELL	7198254	329.65
ETERNAL	ETERNAL LIMITED	GOLDMAN SACHS BANK EUROPE SE - ODI	BUY	7198254	329.65
GSM-RE	GSM Foils Ltd	CHINNAPPARAJ M	BUY	6700	56.21
HCLTECH	HCL Technologies Ltd.	KAPITALFORENINGEN INVESTIN PRO	BUY	325000	1403
HCLTECH	HCL Technologies Ltd.	KAPITALFORENINGEN PENSAM INVEST	SELL	325000	1403
HINDALCO	Hindalco Ind Ltd.	KAPITALFORENINGEN INVESTIN PRO	BUY	500000	738.75
HINDALCO	Hindalco Ind Ltd.	KAPITALFORENINGEN PENSAM INVEST	SELL	500000	738.75
HAL	Hindustan Aeronautics Ltd	KAPITALFORENINGEN INVESTIN PRO	BUY	135000	4443.6
HAL	Hindustan Aeronautics Ltd	KAPITALFORENINGEN PENSAM INVEST	SELL	135000	4443.6
ICICIBANK	ICICI Bank Ltd.	KAPITALFORENINGEN INVESTIN PRO	BUY	775000	1402.7
ICICIBANK	ICICI Bank Ltd.	KAPITALFORENINGEN PENSAM INVEST	SELL	775000	1402.7
INFY	Infosys Limited	GOLDMAN SACHS (SINGAPORE) PTE - ODI	SELL	243981	1432.9
INFY	Infosys Limited	GOLDMAN SACHS BANK EUROPE SE - ODI	BUY	243981	1432.9
INFY	Infosys Limited	KAPITALFORENINGEN INVESTIN PRO	BUY	725658	1432.9
INFY	Infosys Limited	KAPITALFORENINGEN PENSAM INVEST	SELL	725658	1432.9
LAXMICOT	Laxmi Cotspin Limited	RAJURI STEELS & TMT BARS PRIVATE LIMITED	BUY	100000	24.82
LAXMICOT	Laxmi Cotspin Limited	SAFFORD MERCANTILE PVT LTD	SELL	100000	24.45
LEMONTREE	Lemon Tree Hotels Ltd	GOLDMAN SACHS (SINGAPORE) PTE - ODI	SELL	1927464	177.93
LEMONTREE	Lemon Tree Hotels Ltd	GOLDMAN SACHS BANK EUROPE SE- ODI	BUY	1927464	177.93
MFML	Mahalaxmi Fabric Mills Lt	KALPESH RANCHHODHBHAI PATEL	SELL	145000	34.87
PAYTM	One 97 Communications Ltd	GOLDMAN SACHS (SINGAPORE) PTE - ODI	SELL	698463	1253
PAYTM	One 97 Communications Ltd	GOLDMAN SACHS BANK EUROPE SE- ODI	BUY	698463	1253
PSRAJ	P S Raj Steels Limited	VIKASA INDIA EIF I FUND - SHARE CLASS P	SELL	40000	145
PFC	Power Finance Corporation	GOLDMAN SACHS (SINGAPORE) PTE - ODI	SELL	925828	395.15
PFC	Power Finance Corporation	GOLDMAN SACHS BANK EUROPE SE - ODI	BUY	925828	395.15
RECLTD	Rural Electrification Cor	GOLDMAN SACHS (SINGAPORE) PTE - ODI	SELL	1891167	369
RECLTD	Rural Electrification Cor	GOLDMAN SACHS BANK EUROPE SE - ODI	BUY	1891167	369
SARVES-RE	Sarveshwar Foods Limi	BSEL INFRASTRUCTURE REALTY LTD	BUY	3010000	0.35
SARVES-RE	Sarveshwar Foods Limi	DIVYAM BHAVESH MEHTA	BUY	1500000	0.32
SARVES-RE	Sarveshwar Foods Limi	DIVYAM BHAVESH MEHTA	BUY	1500000	0.31
SARVES-RE	Sarveshwar Foods Limi	NEELAM SETHIA	BUY	1300000	0.36
SARVES-RE	Sarveshwar Foods Limi	ROHIT GUPTA	SELL	12357909	0.34
SHIVASHRIT	Shivashrit Foods Limitec	AB INVESTO	BUY	179000	141.69
SHIVASHRIT	Shivashrit Foods Limitec	GAUTAM FA TEHPURIA	SELL	200000	142
SWIGGY	Sw iggy Limited	GOLDMAN SACHS (SINGAPORE) PTE - ODI	SELL	1107235	443.15
SWIGGY	Sw iggy Limited	GOLDMAN SACHS BANK EUROPE SE - ODI	BUY	1107235	443.15
TCS	Tata Consultancy Serv	KAPITALFORENINGEN INVESTIN PRO	BUY	262693	3019



TCS	Tata Consultancy Serv	KAPITALFORENINGEN PENSAM INVEST	SELL	262693	3019
TATAMOTOR	Tata Motors Limited	KAPITALFORENINGEN INVESTIN PRO	BUY	1150000	719.5
TATAMOTOR	Tata Motors Limited	KAPITALFORENINGEN PENSAM INVEST	SELL	1150000	719.5
VOLTAMP	Voltamp Transformers L	ADITYA BIRLA SUN LIFE INSURANCE COMPANY LIMITED	BUY	85000	7605
VOLTAMP	Voltamp Transformers L	BAJAJ ALLIANZ LIFE INSURANCE COMPANY LIMITED	BUY	131000	7605
VOLTAMP	Voltamp Transformers L	CITIGROUP GLOBAL MARKETS MAURITIUS PRIVATE LIMITED	BUY	57000	7605
VOLTAMP	Voltamp Transformers L	KUNJAL L PATEL	SELL	788686	7605.91
VOLTAMP	Voltamp Transformers L	THE PRUDENTIAL ASSURANCE COMPANY LIMITED	BUY	152070	7604.62
VOLTAMP	Voltamp Transformers L	UTI SMALL CAP FUND	BUY	52700	7604.99

**Disclosure:**

Research Reports that are published by Nirmal Bang Securities Private Limited (hereinafter referred to as “NBSPL”) are for private circulation only. NBSPL is a registered Research Analyst under SEBI (Research Analyst) Regulations, 2014 having Registration no. INH000001766. NBSPL is also a registered Stock Broker with National Stock Exchange of India Limited, BSE Limited, Metropolitan Stock Exchange of India Limited, Multi Commodity Exchange of India Limited and , National Commodity and Derivative Exchange Limited in Capital Market , Equity and Commodities derivatives segments and Currency Derivatives Segment .

NBSPL has other business divisions with independent research teams separated by Chinese walls, and therefore may, at times, have different or contrary views on stocks and markets.

NBSPL or its associates have not been debarred / suspended by SEBI or any other regulatory authority for accessing / dealing in securities Market since last 20 years. NBSPL, its associates or analyst or his relatives do not hold any financial interest (Except Investment) in the subject company. NBSPL or its associates or Analyst do not have any conflict or material conflict of interest at the time of publication of the research report with the subject company. NBSPL or its associates or Analyst or his relatives may or may not hold beneficial ownership of 1% or more in the subject company at the end of the month immediately preceding the date of publication of this research report.

NBSPL or its associates / analyst has not received any compensation / managed or co-managed public offering of securities of the company covered by Analyst during the past twelve months. NBSPL or its associates have not received any compensation or other benefits from the company covered by Analyst or third party in connection with the research report. Analyst has not served as an officer, director or employee of Subject Company. NBSPL / analyst has not been engaged in market making activity of the subject company.

**Analyst Certification:** The research analysts and authors of these reports, hereby certify that the views expressed in this research report accurately reflects my/our personal views about the subject securities, issuers, products, sectors or industries. It is also certified that no part of the compensation of the analyst(s) was, is, or will be directly or indirectly related to the inclusion of specific recommendations or views in this research. The analyst(s) principally responsible for the preparation of this research report and has taken reasonable care to achieve and maintain independence and objectivity in making any recommendations.

**Disclaimer:**

The Research Report is for the personal information of the authorized recipient and does not construe to be any investment, legal or taxation advice. NBSPL is not soliciting any action based upon it. Nothing in the research report shall be construed as a solicitation to buy or sell any security or product, or to engage in or refrain from engaging in any such transaction. In preparing the research report, we did not take into account the investment objectives, financial situation and particular needs of the reader.

The research report has been prepared for the general use of the clients of NBSPL and must not be copied, either in whole or in part, or distributed or redistributed to any other person in any form. If you are not the intended recipient you must not use or disclose the information in the research report in any way. Though disseminated to all the customers simultaneously, not all customers may receive the research report at the same time. NBSPL will not treat recipients as customers by virtue of their receiving the research report. The research report is not directed or intended for distribution to or use by any person or entity resident in a state, country or any jurisdiction, where such distribution, publication, availability or use would be contrary to law, regulation or which would subject NBSPL & its group companies to registration or licensing requirements within such jurisdictions.

The report is based on the information obtained from sources believed to be reliable, but we do not make any representation or warranty that it is accurate, complete or up-to-date and it should not be relied upon as such. We accept no obligation to correct or update the information or opinions in it. NBSPL or any of its affiliates or employees shall not be in any way responsible for any loss or damage that may arise to any person from any inadvertent error in the information contained in the research report. NBSPL or any of its affiliates or employees do not provide, at any time, any express or implied warranty of any kind, regarding any matter pertaining to this report, including without limitation the implied warranties of merchantability, fitness for a particular purpose, and non-infringement. The recipients of the research report should rely on their own investigations.

This information is subject to change without any prior notice. NBSPL reserves its absolute discretion and right to make or refrain from making modifications and alterations to this statement from time to time. Nevertheless, NBSPL is committed to providing independent and transparent recommendations to its clients, and would be happy to provide information in response to specific client queries.

Before making an investment decision on the basis of research report, the reader needs to consider, with or without the assistance of an adviser, whether the advice is appropriate in light of their particular investment needs, objectives and financial circumstances. There are risks involved in securities trading. The price of securities can and does fluctuate, and an individual security may even become valueless. International investors are reminded of the additional risks inherent in international investments, such as currency fluctuations and international stock market or economic conditions, which may adversely affect the value of the investment. Opinions expressed are subject to change without any notice. Neither the company nor the director or the employees of NBSPL accept any liability whatsoever for any direct, indirect, consequential or other loss arising from any use of the research report and/or further communication in relation to the research report. Here it may be noted that neither NBSPL, nor its directors, employees, agents or representatives shall be liable for any damages whether direct or indirect, incidental, special or consequential including lost revenue or lost profit that may arise from or in connection with the use of the information contained in the research report.

Copyright of this document vests exclusively with NBSPL.

Our reports are also available on our website

Registration granted by SEBI and certification from NISM in no way guarantee performance of NBSPL or provide any assurance of returns to investors.

**Nirmal Bang Research (Division of Nirmal Bang Securities Pvt. Ltd.)**

B-2, 301/302, Marathon Innova,  
Opp. Peninsula Corporate Park  
Off. Ganpatrao Kadam Marg  
Lower Parel(W), Mumbai-400013  
Board No. : 91 22 6723 8000/8001  
Fax. : 022 6723 8010